



# Ceramic Ferrite

## Sintered Ferrite – Pots

Sintered Ferrite Pots offer a good performance from an inexpensive magnet. However, they tend to be bulky and are not always suitable where space is a key factor. The steel parts are plated & the Ferrite is inserted thus corrosion is limited. Maximum operating temperature is +120°C.

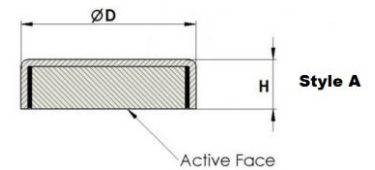
Style A is a simplistic arrangement consisting of a magnet within a steel cup.

Style B pots, on the active face, have a countersunk hole and can be easily fixed using a countersunk screw.

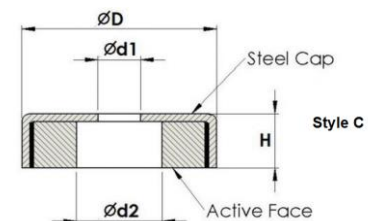
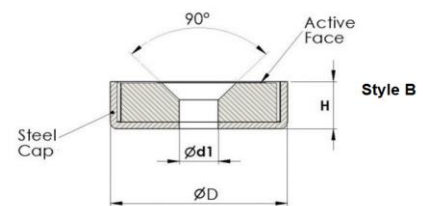
Style C pots have a through hole mounting on the active face. Using a cap screw, these can be easily fixed into position.

Style D is a shallow pot with an internally threaded stud. Plated hooks are available for M4 threaded sizes.

Ferrite Pot with Steel Cap				
Dimensions (mm)				
Part Number	Style	ØD	H	Holding Force (Kg)
SFSP 00171	A	10	4.5	0.4
SFSP 00172	A	13	4.5	0.9
SFSP 00173	A	16	4.5	1.8
SFSP 00174	A	20	6	2.8
SFSP 00108	A	25	7	4.0
SFSP 00175	A	32	7	8.0
SFSP 00176	A	40	8	13.0
SFSP 00177	A	50	10	24.0
SFSP 00178	A	63	14	32.0
SFSP 00179	A	80	18	60.0



Ferrite Pot with Centre Hole							
Dimensions (mm)							
Part Number	Style	ØD	Ød1	Ød2	H	Tapered Screw	Holding Force (Kg)
SFSP 00168	B	16	3.2	-	4.5	M3	1.8
SFSP 00109	B	20	4.2	-	6	M4	2.7
SFSP 00110	B	25	5.5	-	7	M5	3.6
SFSP 00111	B	32	5.5	-	7	M5	7.2
SFSP 00125	B	40	5.5	-	8	M5	9.0
SFSP00112/5.5	C	50	5.5	22	10	-	18.0
SFSP 00112	C	50	8.5	22	10	-	18.0
SFSP 00169	C	63	6.5	24	14	-	29.0
SFSP 00933*	B	90	8.5	-	12.5	M8	55.0
SFSP 00499	B	90	10.5	-	12	M10	60.0
SFSP 01947*	B	90	10.5	-	12.5	M10	55.0



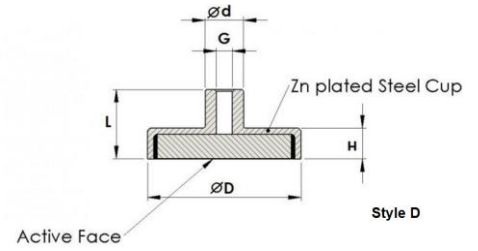
GENERAL TOLERANCES ± 0.15

\* Internal Thread

## Ferrite Pot with Female Thread

### Dimensions (mm)

Part Number	Style	ØD	H	L	G	Ød	Holding Force (Kg)
SFSP 00180	D	10	4.5	11.5	M3	6	0.4
SFSP 00181	D	13	4.5	11.5	M3	6	0.9
SFSP 00113	D	16	4.5	11.5	M3	6	1.8
SFSP 00182	D	20	6	13	M3	6	2.8
SFSP 01874	D	25	7	15	M4	8	3.0
SFSP 00114	D	25	7	15	M4	8	4.0
SFSP 00183	D	32	7	15	M4	8	8.0
SFSP 00184	D	36	8	15	M4	8	10.0
SFSP 00185	D	40	8	18	M5	10	13.0
SFSP 00186	D	47	9	19	M6	12	16.0
SFSP 00115	D	50	10	22	M6	12	24.0
SFSP 00187	D	57	11	21	M6	12	28.0
SFSP 00188	D	63	14	30	M8	15	32.0
SFSP 00189	D	80	18	34	M10	16	60.0



**Please note:**

Holding Forces are based upon direct contact with a thick, clean mild steel surface. Holding Forces will be reduced with heavily painted or corroded surfaces.

Over tightening screws can lead to cracking and other damage. Therefore these pots should not be used for mechanical holding applications.

Please take care when selecting a screw to use in conjunction with these pots as a steel screw could alter the flux and reduce the magnetic force. We suggest using 304 stainless steel screws where possible.

Before selecting a choice of holding system please consider the working environment of your application.

Magnet Sales & Service Limited  
Unit 31 Blackworth Industrial Estate,  
Highworth, Wilts SN6 7NA UK

Tel: +44 (0)1793 862100  
Fax: +44 (0)1793 862101  
sales@magnetsales.co.uk  
www.magnetsales.co.uk



Certificate No 2346